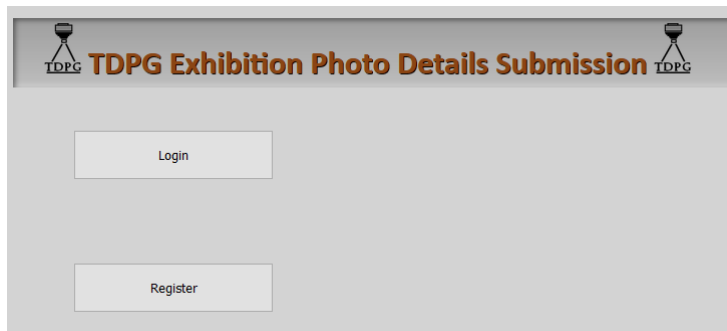


## TDPG Exhibition Photo Details Submission

This year we are trialling an online method of collecting the details of your prints for the Exhibition catalogue. This includes the files (scans) of your prints. To enter and maintain your print details, you will need to register and set a password. You'll need to remember these Login credentials as I have not provided a process to email or reset passwords. If you forget them, I'll delete your account and you can start again.

The website is located at : <http://www.nlandgl.com/PhotoSubmission/ps.php>

To create an Account, Click the **Register** button

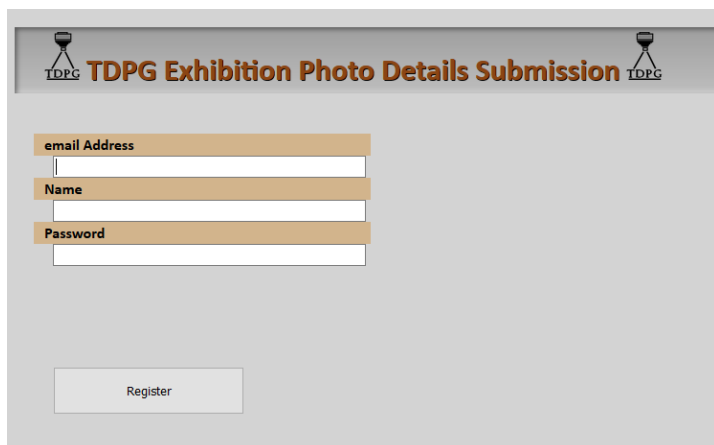


The screenshot shows the top of the website with the title "TDPG Exhibition Photo Details Submission" in the center, flanked by two TDPG logos. Below the title, there are two buttons: "Login" and "Register".

Enter your:

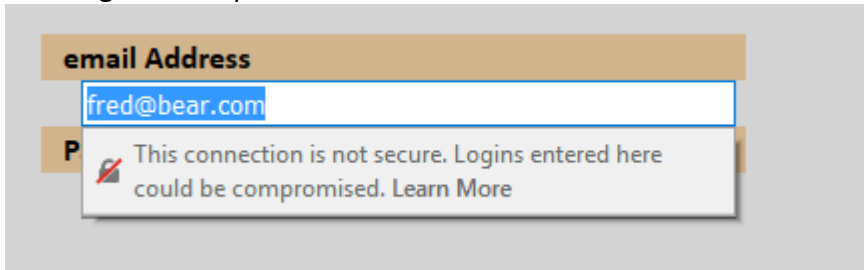
- email address (this is your account login)
- Name (what will be printed in the catalogue)
- Password (needed to login)

All fields are required to be filled. Maybe write these down for future reference.



The screenshot shows the registration form on the website. It has the same header as the previous screenshot. Below the header, there are three input fields labeled "email Address", "Name", and "Password". Each field has a small vertical line on the left side. Below these fields is a "Register" button.

NOTE : Depending on what browser you use you may see the following message. Just ignore but pressing TAB to get to the password box.

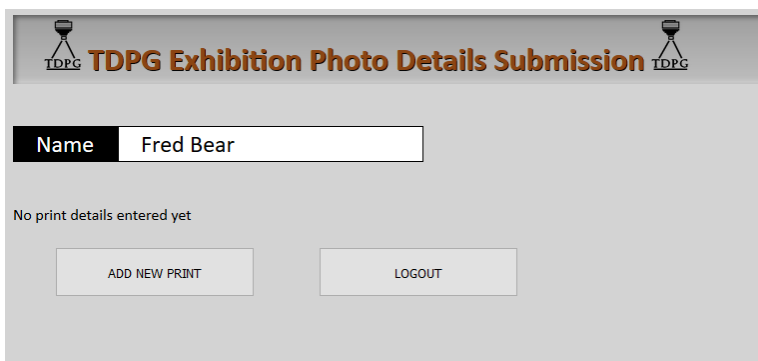


The screenshot shows a login interface. At the top, there is a label "email Address" in a brown box. Below it is a text input field containing "fred@bear.com". A security warning box is overlaid on the form, stating: "This connection is not secure. Logins entered here could be compromised. Learn More". The warning box has a small icon of a padlock with a red slash through it.

Click the Register button to proceed.

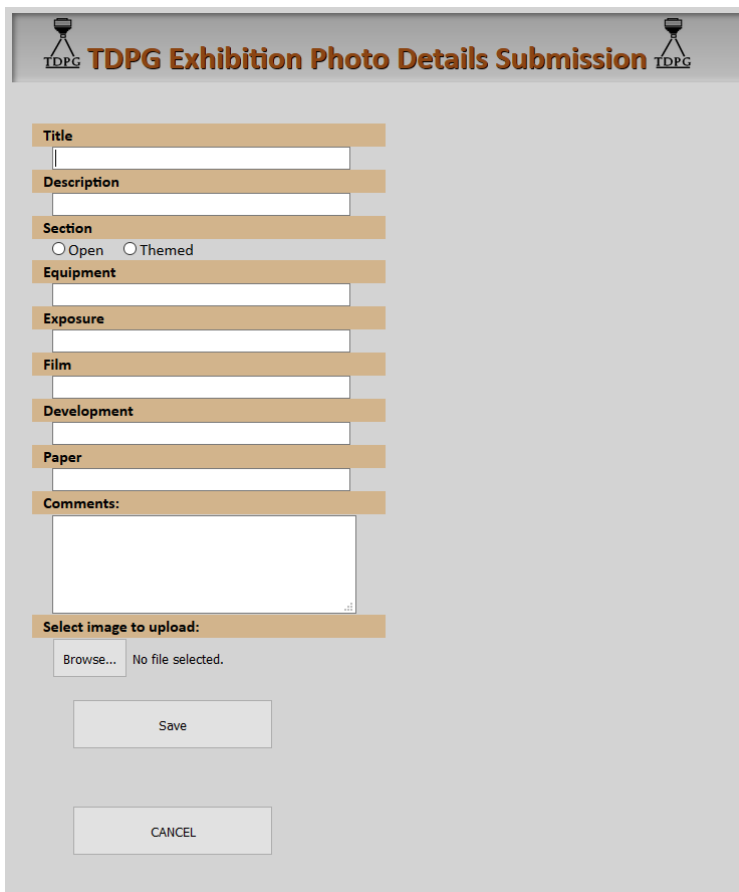
- If you enter an email that is already registered then you will get a message stating “email already loaded”. This probably means you’ve already registered so go back and login rather than registering.

If all goes well you will be presented with the following screen



The screenshot shows the "TDPG Exhibition Photo Details Submission" page. The header has the TDPG logo and the title. Below the header, there is a "Name" label and a text input field containing "Fred Bear". Below the name field, it says "No print details entered yet". At the bottom, there are two buttons: "ADD NEW PRINT" and "LOGOUT".

Click **ADD NEW PRINT** to enter details of your print OR **LOGOUT** to logout.



The screenshot shows the "TDPG Exhibition Photo Details Submission" form. The header has the TDPG logo and the title. The form fields are: "Title", "Description", "Section" (with radio buttons for "Open" and "Themed"), "Equipment", "Exposure", "Film", "Development", "Paper", and "Comments:". Below the form fields, there is a "Select image to upload:" section with a "Browse..." button and the text "No file selected.". At the bottom, there are two buttons: "Save" and "CANCEL".

Enter your details in each field.

To add your image, click on the **Browse...** button and find your file.

The file needs to be :

- a jpg, png or gif, however jpg is recommended
- Maximum of 10MB (if you have a slow upload connection, it is probably best to resize before uploading. If you do this, don't make your image dimensions less than 1500 pixels as we want to be able to display high quality images in the catalogue.
- No borders. I will be cropping any borders off.
- Your uploaded file will be resized to a thumbnail and a 1500 pixel (long side) file for including in the catalogue.
- Your file will be converted to greyscale as the catalogue will be printed in B&W

Once you have entered your details and attached your image file, click **Save** to complete the entry.

Your photo with its thumbnail will be displayed.

Edit	Image	Title	Description	Section	Equipment	Exposure	Film	Development	Paper	Comments	Delete
<input type="button" value="Edit"/>		Route 66	Old car in town on Route 66	Open	Mamiya 645	1/250 @ f11	Delta 400	Xtol 1:1	Fomaspeed	Taken whilst on holiday	<input type="button" value="Delete"/>

If you've made an error (photo details, spelling or attached the wrong image) you can click the Edit button to make changes.

If you wish to delete the image and associated details, click the **Delete** button. You will be asked to confirm the deletion action. Click **Yes** to delete, **No** if you change your mind.

You can enter up to 4 prints.

ABOUT TO DELETE PRINT : Wilpena Pound from Rawnsley Park

Are you sure?

Once you've completed your print details, click the **Logout** button to end your session.

To make changes, Login from the home page. <http://www.nlandgl.com/PhotoSubmission/ps.php>